



Fall General School Councils Meeting

Meeting Type : School Councils Meeting

Date : Tuesday, October 25, 2016

Start time : 6:00 PM

Location : Sexsmith Secondary School Cafeteria

Call to Order (6:30 p.m.)

The Meeting was called to order at 6:10 P.M.

Attendance

See attached list.

Welcome and Introductions

Dana McIntosh, Board Chair, welcomed everyone and introduced trustees and administration.

Division Update (Agenda)

Trustee McIntosh provided the Division Update.

AHS Presentation (Agenda)

Garret Richardson, North Zone Public Health Promotion Lead, Alberta Health Services, provided an update on health issues impacting our students, including immunization, local health determinants and some school nurse updates.

The meeting recessed for supper.

Meeting attendees discussed and completed the Feedback and Ongoing Concerns document at their tables.

Sharing Best Practices (Agenda)

Trustee Wendy Kelm, Communications Committee Chair, introduced the Sharing Best Practices activity. Meeting participants were divided into four groups and circulated through four stations sharing their best practices:

1. What does your school council do/want to do to contribute to your school's culture?
2. Why do you attend your School Council's meetings?
3. What do you expect to happen at your School Council meetings?
4. What does your school council do to attract members to their meetings?

Results are posted on the School Council web site in the toolbox:
[Sharing Best Practices](#)

Adjournment

The meeting adjourned at 8:00 p.m.



Measuring our Health

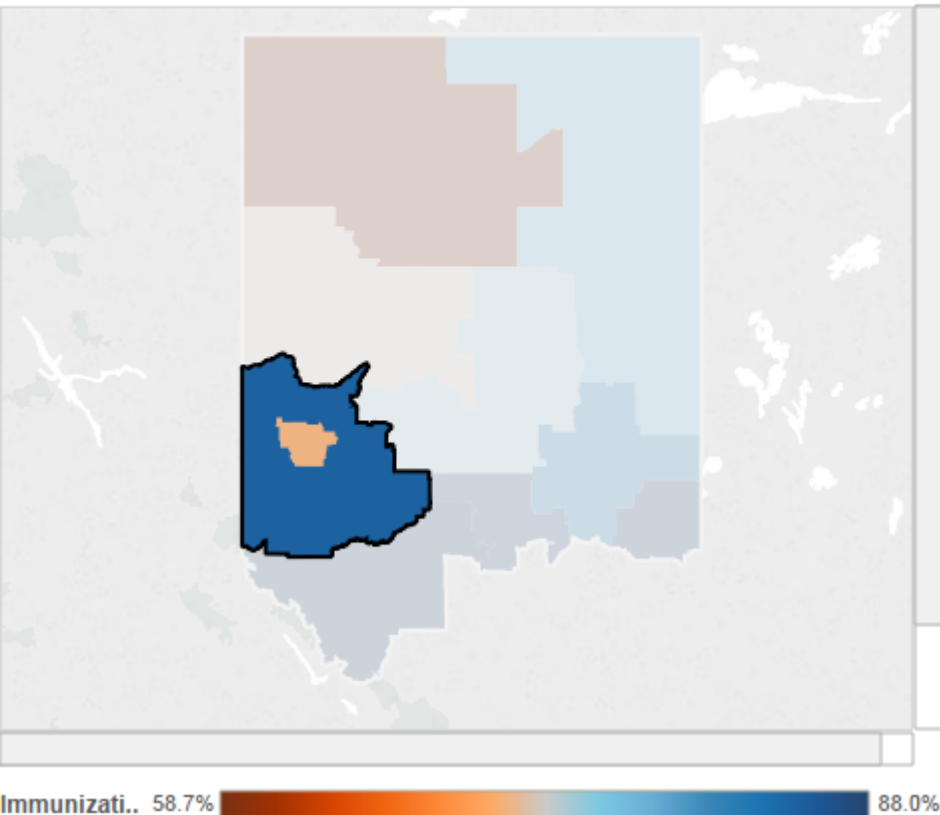
Garett Richardson
North Zone Public Health Promotion Lead

Immunization Coverage – Complete DTaP-IPV by age 7th birthday

(Diphtheria, Tetanus, Pertussis, Polio)

2016 Cumulative imm. statistics by service area, quarter 1

2016 Cumulative immunization rate map for quarter 1
* Click on the map to filter service area in other figures



Selected geography	Imm. rate	Imm. pop.	Total pop.	Unimm. pop.	Zone rate
Beaverlodge	78.6%	33	42	9.0	78.1%
Fox Creek	94.7%	18	19	1.0	78.1%
Grande Cache	76.9%	10	13	3.0	78.1%
Spirit River	86.2%	25	29	4.0	78.1%
Valleyview	90.9%	20	22	2.0	78.1%
Grande Prairie	71.6%	280	391	111.0	78.1%

■ Average

■ Sig. higher than zon.. ■ Sig. lower than zone..

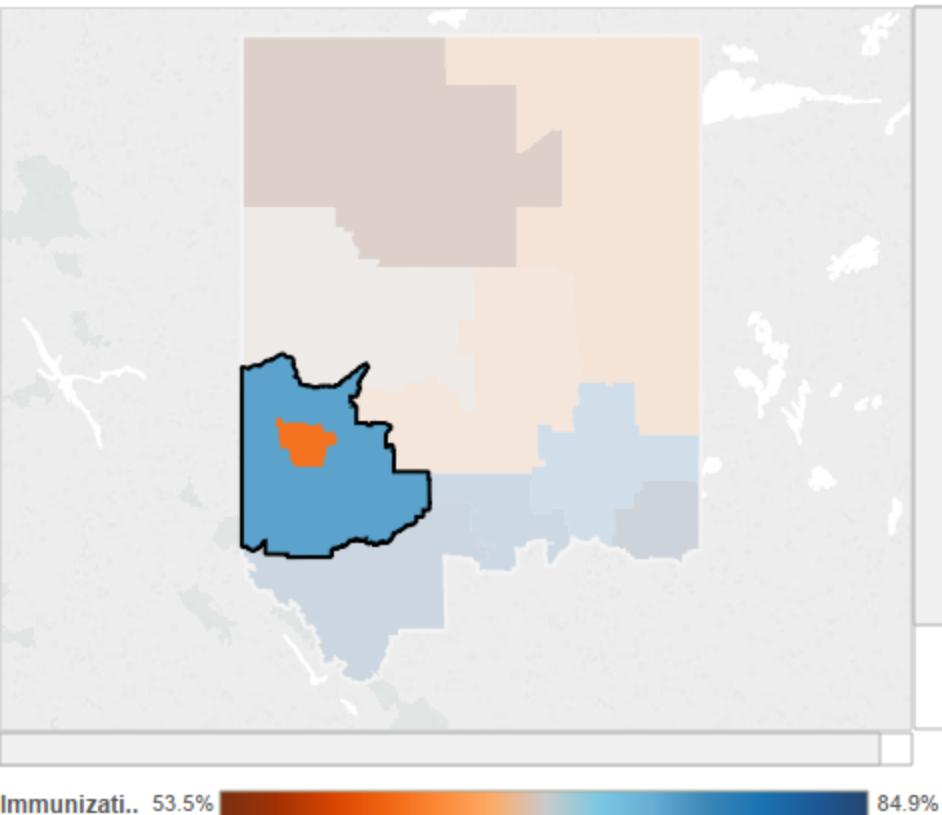
Data by Public Health Office Catchment

Immunization Coverage – Complete MMR by 7th birthday

(Measles, Mumps, Rubella)

2016 Cumulative imm. statistics by service area, quarter 1

2016 Cumulative immunization rate map for quarter 1
* Click on the map to filter service area in other figures

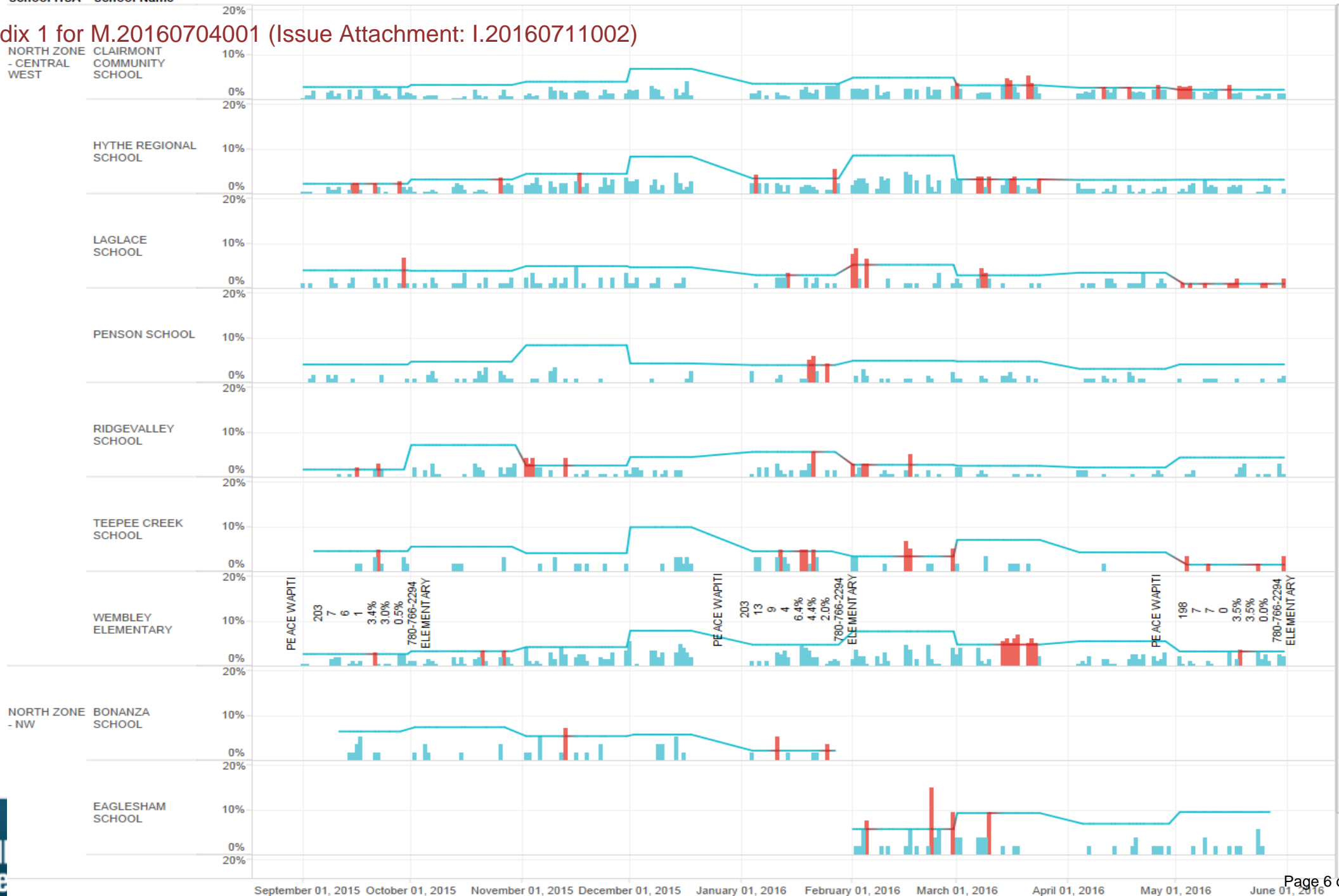


Selected geography	Imm. rate	Imm. pop.	Total pop.	Unimm. pop.	Zone rate
Beaverlodge	66.7%	28	42	14.0	70.5%
Fox Creek	89.5%	17	19	2.0	70.5%
Grande Cache	69.2%	9	13	4.0	70.5%
Spirit River	72.4%	21	29	8.0	70.5%
Valleyview	86.4%	19	22	3.0	70.5%
Grande Prairie	62.4%	244	391	147.0	70.5%

■ Average ■ Sig. higher than zon.. ■ Sig. lower than zone..

Data by Public Health Office Catchment

Appendix 1 for M.20160704001 (Issue Attachment: I.20160711002)

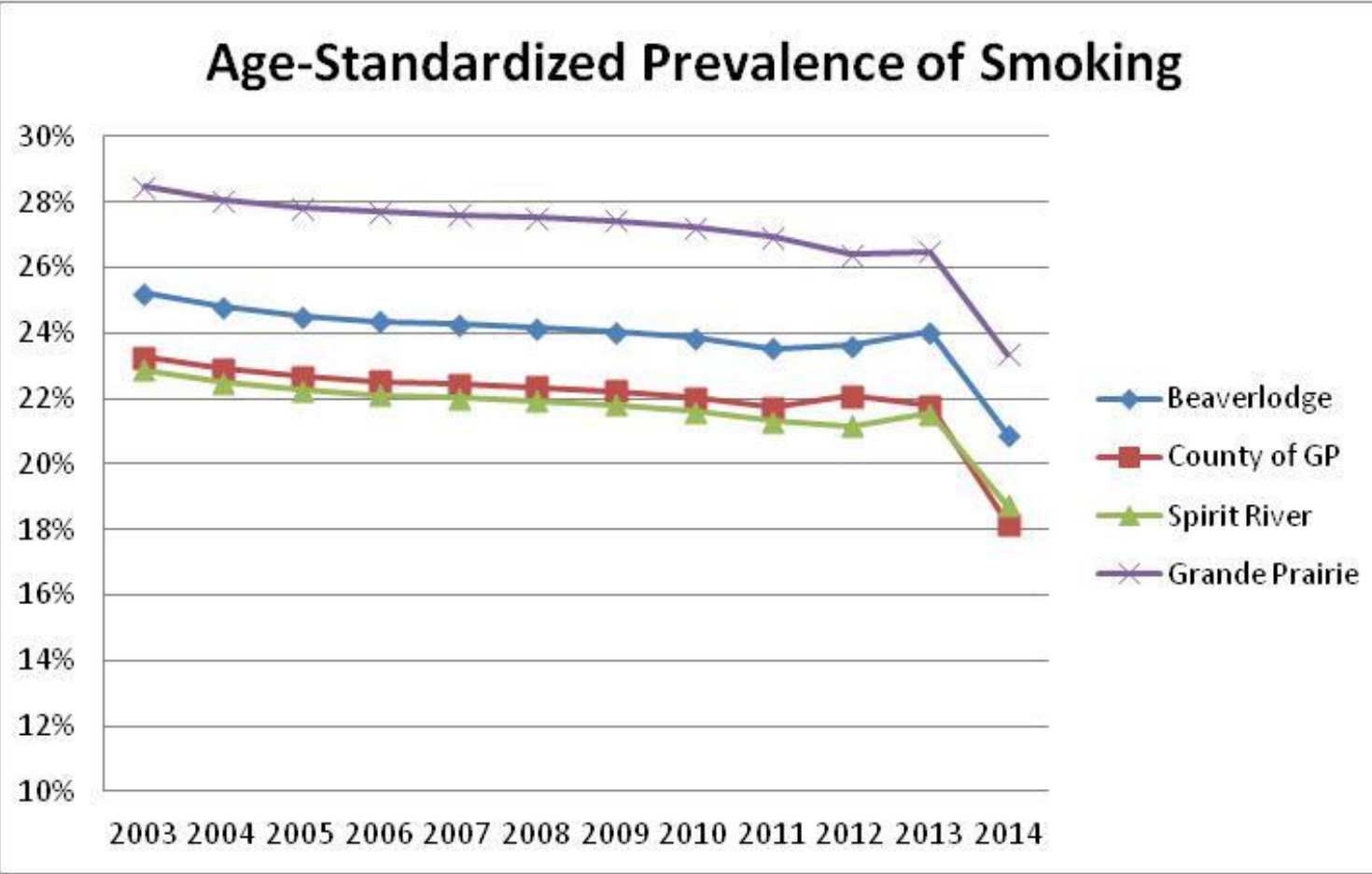
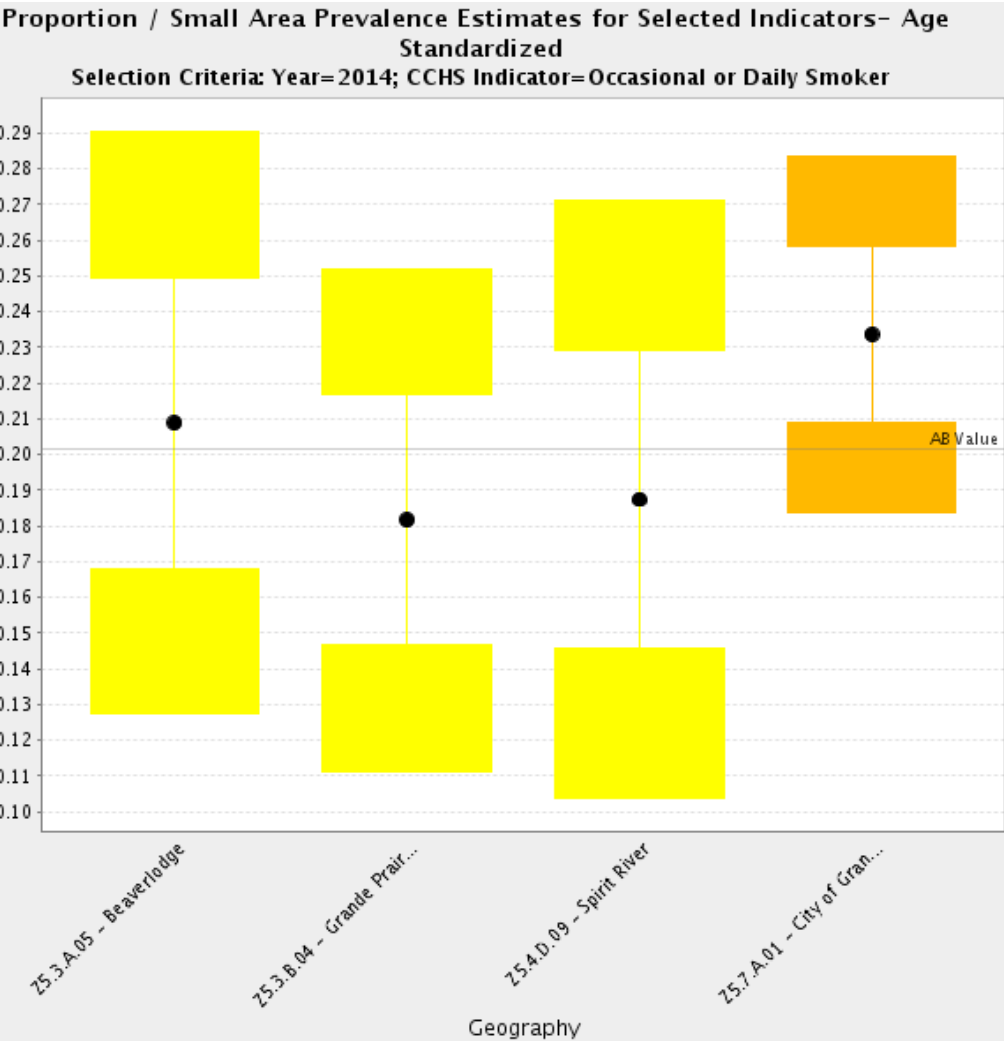




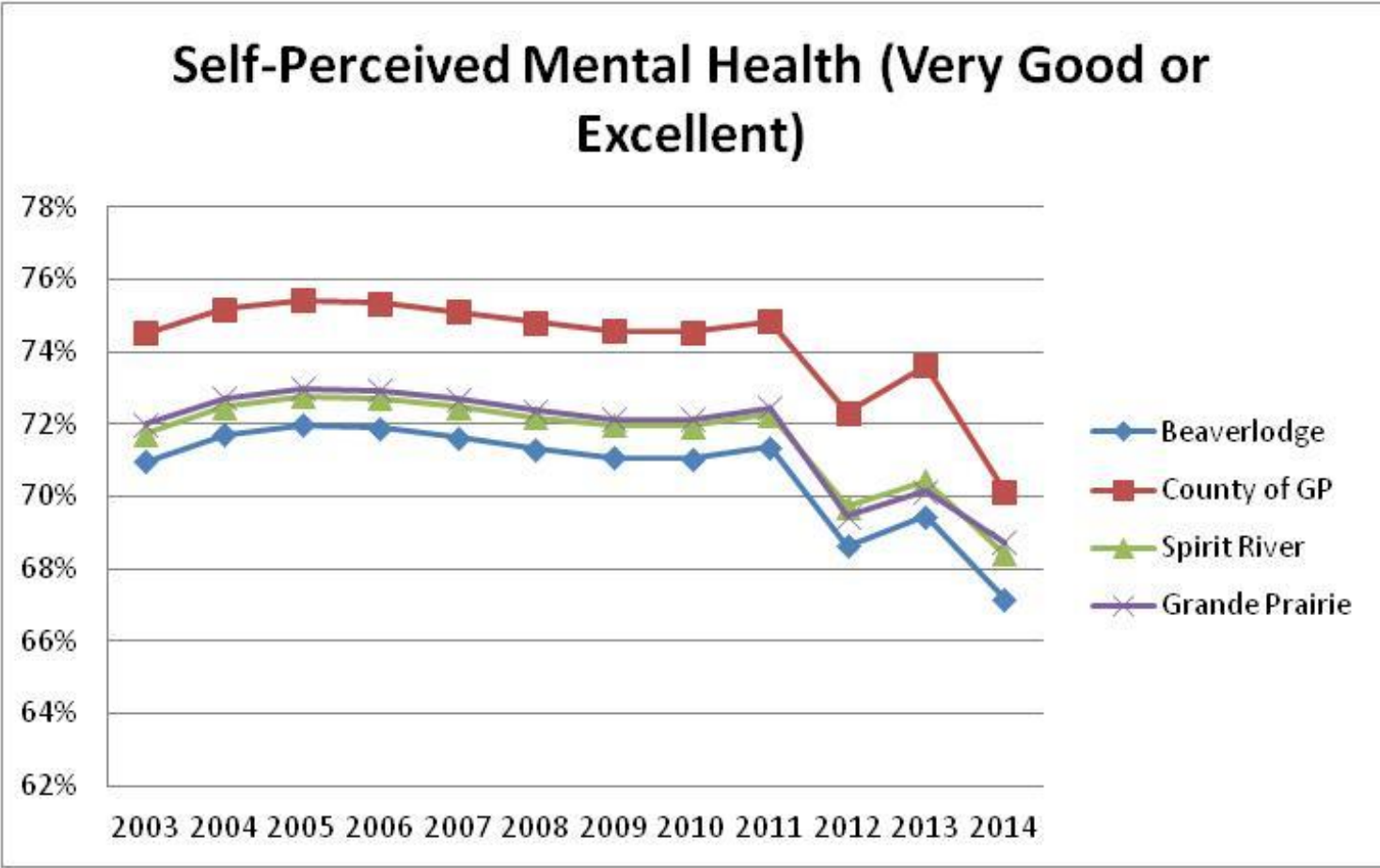
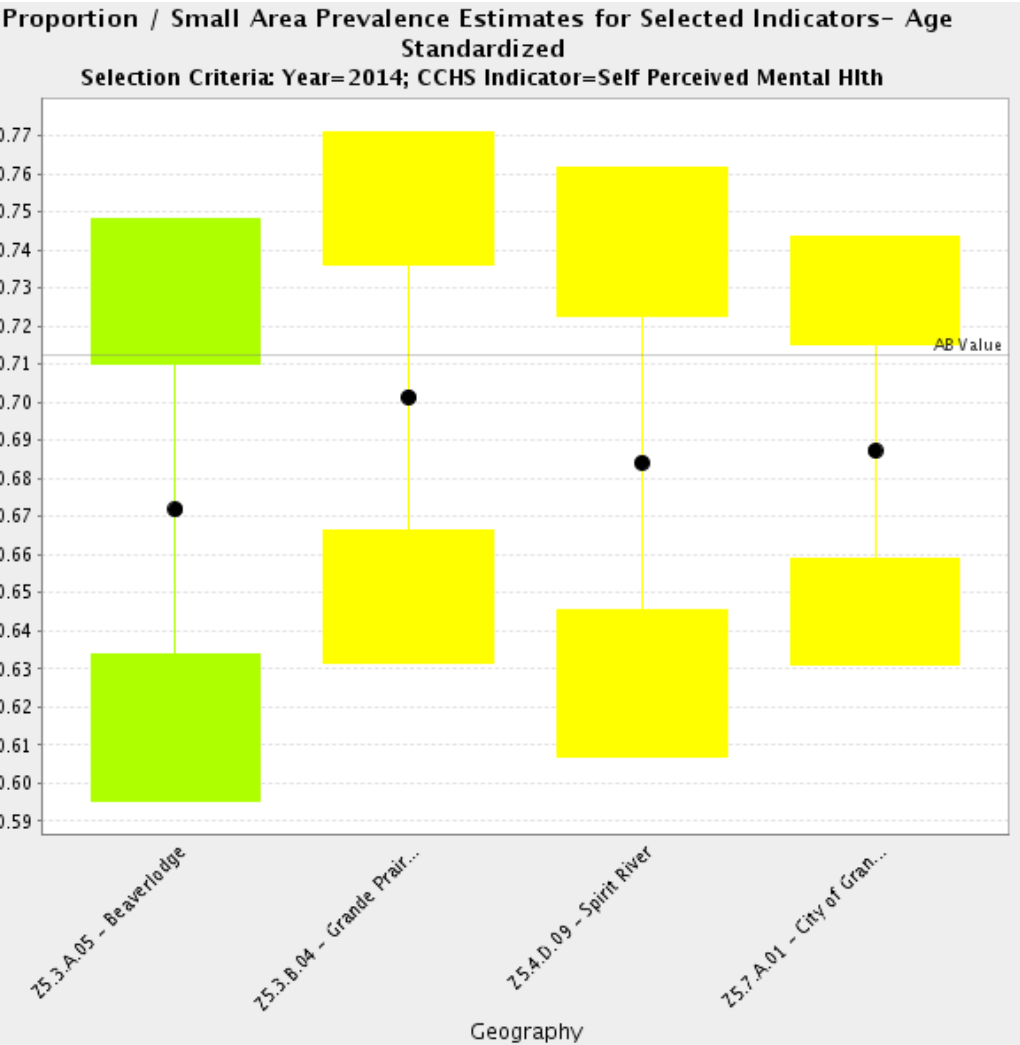
Population of school-age kids (5-19 years)

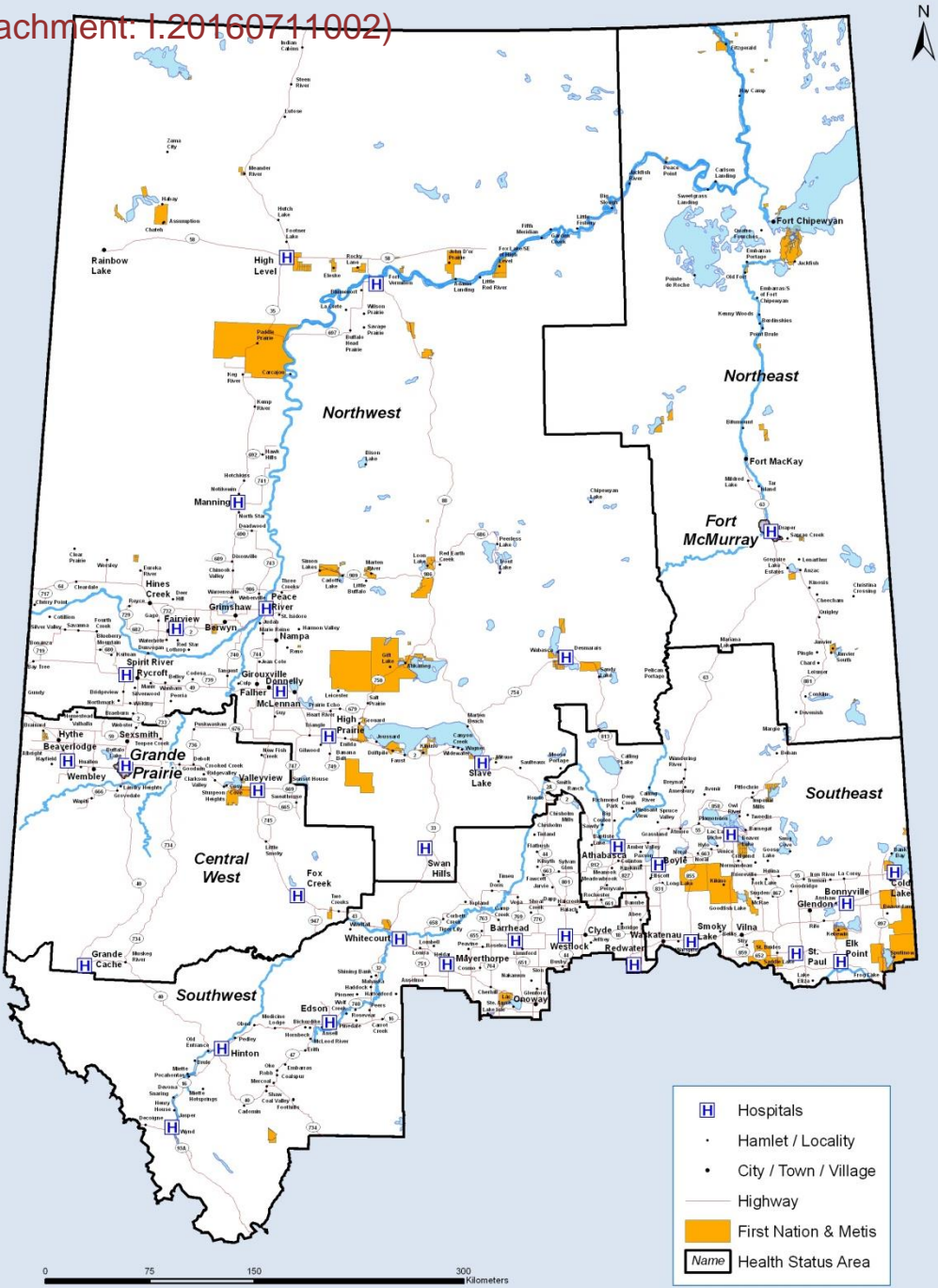
LGA	Population in 2016	Projected Pop in 2020
Beaverlodge	2,633	2,910
City of Grande Prairie	14,223	16,598
County of Grande Prairie	3,650	3,866
Spirit River	1,256	1,316

Smoking

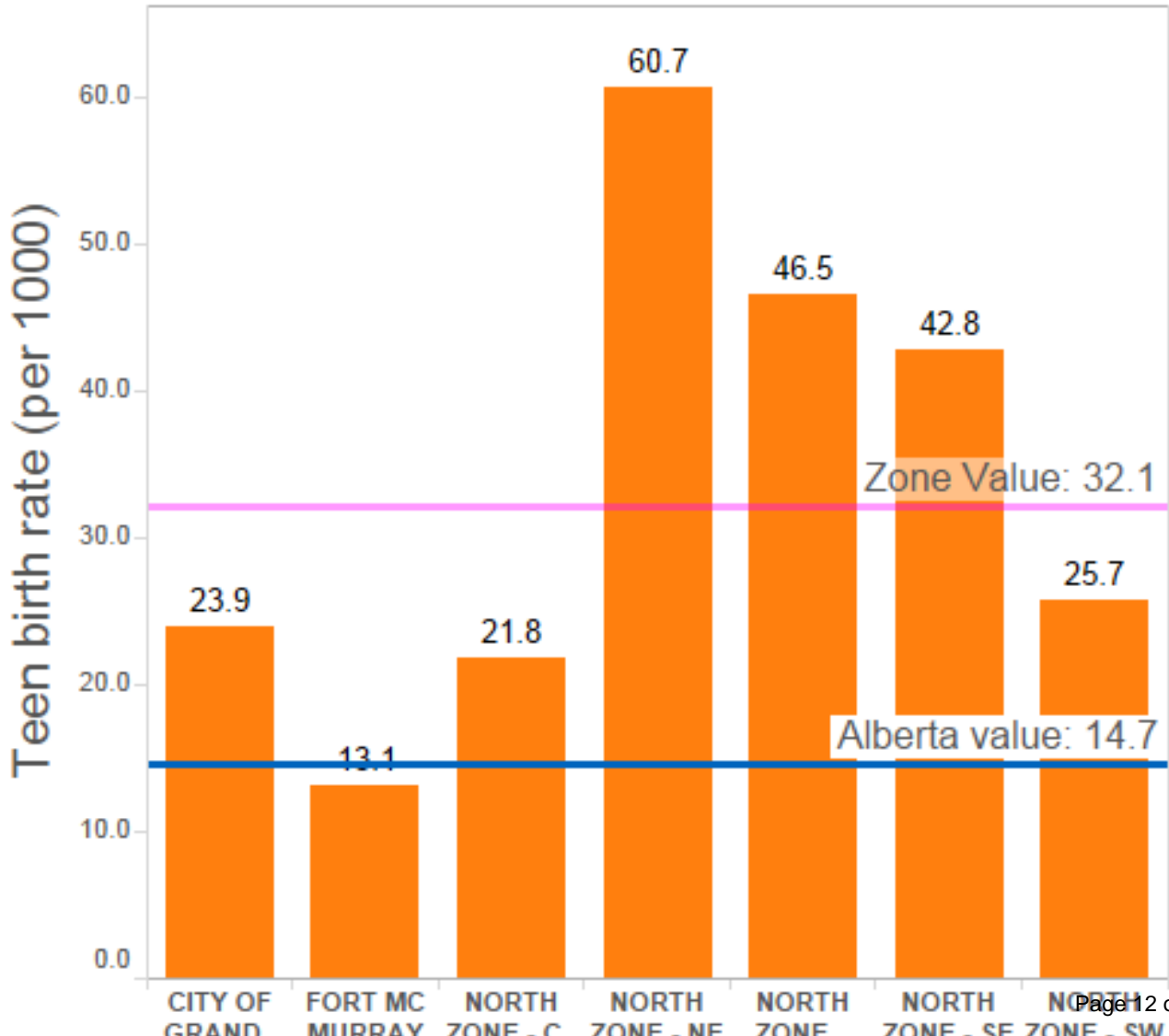
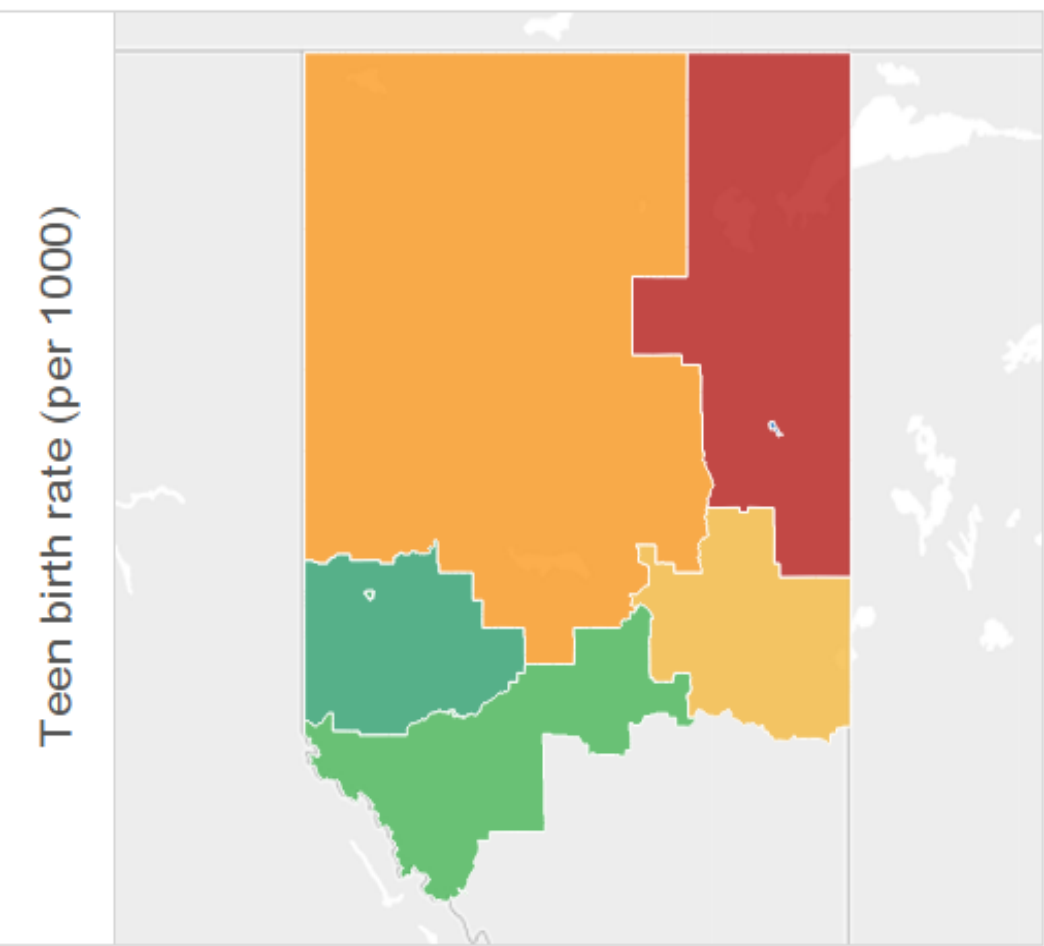


Self-Perceived Mental Health





2013 teen birth rate



School Nurse Re-Integration Program

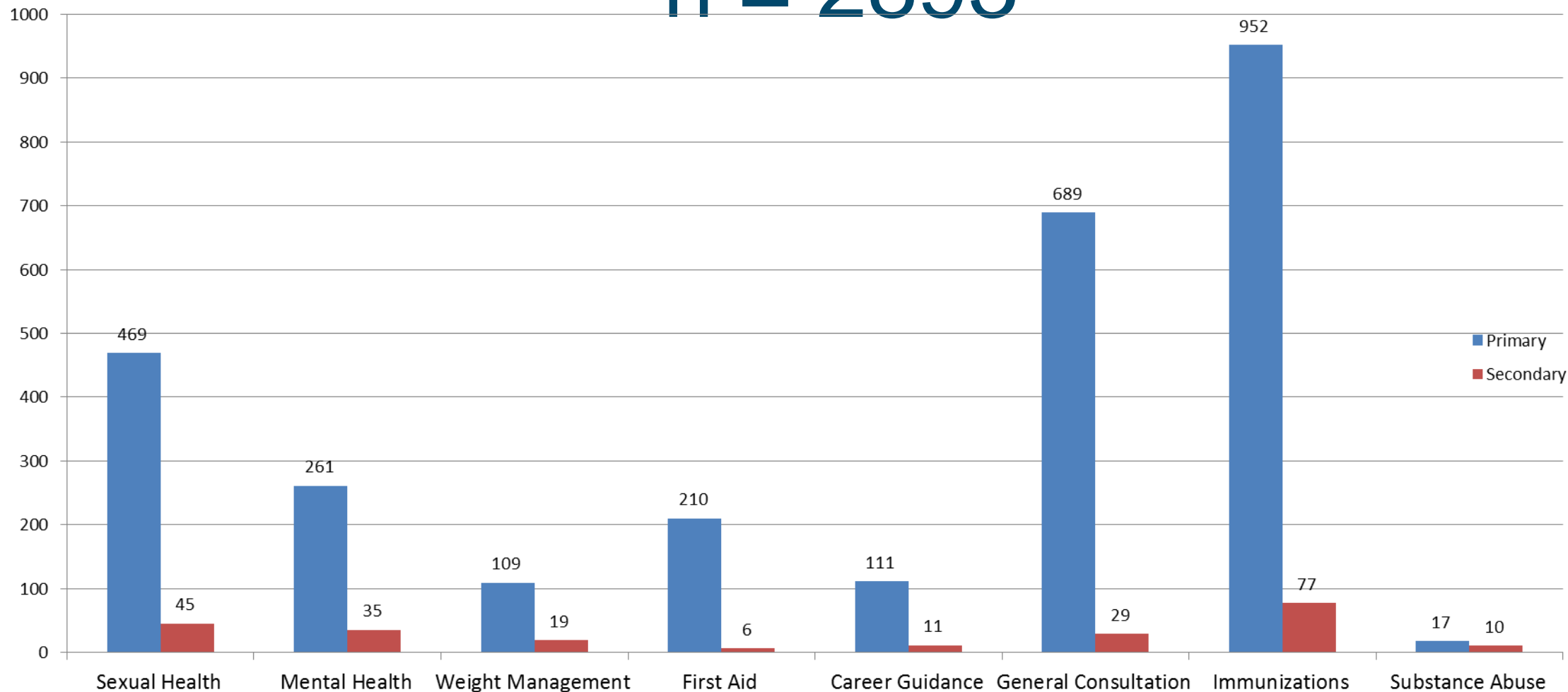
- Improve Population Health
- Increase access to health services for students
- Integration of a Public Health Nurse at the school to provide public health services
- Recruitment/Retention of students to health careers in Alberta Health Services

Promote and improve the health and wellbeing of students, staff, and parents while preventing chronic diseases, cancer and communicable diseases

- Increase access to health services to students
- Increase health literacy of students
- Increase integration of public health, addiction and mental health, and education services
- Assist students and school staff to engage in healthy eating, active living programs, injury prevention initiatives, tobacco reduction strategies and healthy sexual behaviors
- Increase opportunities for immunization services for students and staff
- Organize student job shadowing experiences with health care professionals to build capacity for future health care workers in the North Zone for AHS and other employers
- Utilize PHNs to full scope of practice in a dynamic setting

SNRP Consults 2015/16

n = 2893



Influenza Clinics

- Grande Prairie Public Health Centre, Provincial Building
- Beaverlodge Public Health Centre
- Spirit River Public Health Centre

www.albertahealthservices.ca/influenza

Or call

811





Sharing Best Practices

Below is a summary of discussions from the fall general school council meeting held on October 25, 2016 around sharing best practice.

1. What does your school council do/want to do to contribute to your school's culture?

- Sounding Board, Nominate volunteers
- Support the Recharge fridge, share info
- Bring snacks (meals for PTI)
- Parent voice back to (Admin/Trustee), Middle person
- Parent PD
- Input to mission and vision statements
- Brought ideas forward and gave feed-back on change (ie. Report cards)
- Community base
- Increase communication
- Brings ASCA into the school
- Invite others to school events - helps to connect different schools and divisions together
- Provide input to designing spaces to be more welcoming
- They want to be more visible and more a part of the community team

2. Why do you attend your school council's meetings?

- To hear parents ideas
- To share information with parents
- To share new ideas
- To be informed
- To mine of volunteers
- To help support staff
- Problem solving
- Co-ordinate community groups/events
- To know what is happening in school
- To have face to face conversations
- Engage parents
- An opportunity to influence Alberta Education
- My responsibility as a parent
- To hear alternate points of view
- To educate myself on education matters
- To stay connected to staff
- To stay informed about my school
- To be involved
- To make a difference
- To have a voice
- To get support on issues
- To build a sense of community
- To get a sense of community perspective
- To be a role model for children – it's important to give back to the community

Appendix 2 for M.20160704001 (Issue Attachment: I.20160919014)

- To communicate between municipality and school
- To speak and be and advocate for children
- To network and gather feedback
- To deal with issues proactively

3. What do you expect to happen at your school council's meetings?

- Receive pertinent information
- Updates on programs and student progress
- Help principal on making decisions
- Budget
- Timely reports and discussions
- Parents have great ideas
- Problem solving
- Resource sharing
- Team building
- Brain storming
- Socializing
- Strategize
- Networking
- Communication with the community
- Discuss concerns
- School improvements
- Get a feel for how parents initiate and receive new initiatives
- Trustee reports
- Round table discussion
- Set priorities for fund raisers

4. What does your school council do to attract members to their meetings?

- Bribery – meet the teacher (prizes), Annual General Meeting (school fees)
- Food – supper, pizza
- Family movie night
- Publish agenda
- Inform what school council is... social media, newsletters, meeting, word of mouth, facebook
- Offered an opportunity to contribute to their child's education
- Survey to ask what parents want to discuss
- Free babysitting
- Have booster meeting first
- Personal invitations
- Encourage students to ask parents to attend
- Student presentations
- Change time... from evening to afternoon or vice versa
- Liaisons from feeder schools
- Community night – meet the teacher BBQ in September, mini trade fair
- Controversial issues
- Subsidize school fees for attendance
- Consistency of time, dates and set time limits